

CAULIFLOWER CARDS

Individual Cards Order Form

www.cauliflowercards.co.uk • office@cauliflowergroup.co.uk • 0800 043 2273

ADDITIONAL PIECES OF ARTWORK SHOULD BE SENT WITH A SEPARATE ORDER FORM

1 Contact Details

Name:

Return Address:

Postcode: _____

Telephone: _____

email address to send proof PDF:

Please post this completed form, artwork and payment - cheques payable to: **'Cauliflower Group Ltd'**

to:

**Artwork department
Cauliflower Group Ltd
Unit 52 Woolmer Way
Bordon, Hampshire
GU35 9QF**

I am sending my artwork as a jpg by email.

2 On the Back of the Card

Designed By:

I require a logo YES NO If a logo is required please email as an EPS or high resolution PDF/JPG.

This card has helped raise funds for:


3 Greeting Options (Please tick)

Card left blank Happy Diwali Other (please write below): _____
 Season's Greetings Thank You _____
 Merry Christmas Happy Birthday _____

4 Product Quantity

12 A6 Cards and Envelopes	Quantity	Price	Total
25 - 49 packs		£3.75	
50 - 74 packs		£3.25	
75 - 99 packs		£2.75	
100 - 149 packs		£2.50	
150 - 249 packs		£2.25	
250+ packs		£2.00	
TOTAL			£

All prices include VAT and postage & packing





Artwork Guidelines

PLEASE READ BEFORE STARTING YOUR DESIGN

- Keep important details such as text, border designs and or important features at least 1cm away from the edge of your A4/A5 design. We cut the finished cards a couple of mm in from the edge so as to avoid white lines on the cards and we hate trimming off important details! **Please note anything extending beyond the A4 or A5 design will not appear on the finished card at all.**
- Please attach artwork to this order form with Pritt Stick. Don't use staples, paperclips, or sellotape as it will spoil the look of the artwork! Please try to keep designs unfolded and damage free as creases and marks will show on the final print.
- Artwork can be either landscape or portrait. So that we print the artwork the correct way up, please draw an arrow pointing to the top on the back of the artwork – it is not always as obvious to us as you may think!
- Ensure you pay the correct postage as Cauliflower Cards cannot be held responsible for orders held by the Royal Mail due to insufficient postage.
- Your order form, artwork and payment should be sent to:

Cauliflower Group Ltd.
Unit 52, Woolmer Way,
Bordon, Hampshire,
GU35 9QF

To complete the card design you may use a wide range of materials. Bold and bright designs that fill the paper produce the best effect. Large areas of white background are less effective.

GOOD RESULTS	DO NOT USE
<ul style="list-style-type: none"> ✓ Pastels (chalk or oil) ✓ Paints (all techniques and media) ✓ Collage (paper or fabric - ensure these are stuck well) ✓ Felt Tips ✓ Line drawings in ink ✓ Inks ✓ Printing ✓ Charcoal ✓ Glitter 	<ul style="list-style-type: none"> × Same coloured media or material stuck on the same coloured background × Metallic pens × Photos printed on glossy paper × Lightly pressed colour pencils or pencil × Reflective or shiny papers or materials × Sellotape 

PHOTOGRAPH GUIDELINES

If you wish to produce a card from a photograph, please send in a digital file to our email address: office@cauliflowercards.co.uk
Ideally your image should be 150dpi at A4 size.